

Main facts at a glance



Recommended number of birds per nipple*

Finishing up to 2 kg:
18-20 birds/nipple

Finishing up to 3 kg:
15-18 birds/nipple

Versions of the 3m-elements

with the TOP-Nipple Art. 4022:

Art. 4038: 08 nipples per element

Art. 4037: 10 nipples per element

Art. 4036: 12 nipples per element

Art. 4039: 15 nipples per element

with the TOP-Combinipple Art. 4024-00:

Art. 4032: 08 nipples per element

Art. 4033: 10 nipples per element

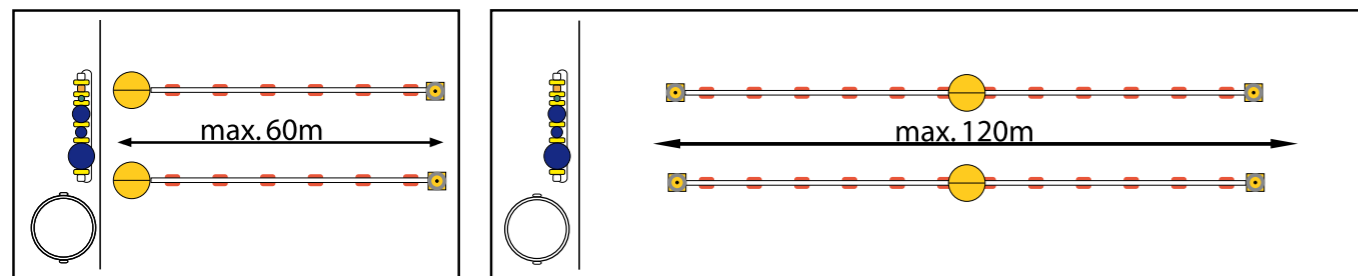
Art. 4034: 12 nipples per element

Art. 4035: 15 nipples per element

Layout

We recommend a drinking line every 2,5 to 3,5 m width of a house. Fundamentally, there should always be installed one more drinking line than feeding lines.

	Front connection (sketch on left)	max. length (m)	Middle connection (sketch on right)	max. length (m)
Pressure regulator	Art. 3201-00	60 **	Art. 3206-00	120 **
Ball tank	Art. 4221-00	60 **	Art. 4223-00	120 **




* The number of animals per nipple has to be reduced for heavy birds, in hot climates and in dependence of the light-/waterprogramme! Pay attention to national / regional regulations! Broilers finishing up to 3 kg need Starter cups in the last two weeks. Recommendation: 2 pcs. per element

** While using the light-/waterprogramme the length of line has to be reduced by 1/3.

Technical modifications reserved.

Floor-watering system for Broilers



LAE Anlagenbau GmbH
 Altenwalder Chaussee 94-100
 D - 27472 Cuxhaven
 GERMANY
 Tel.: +49 4721 105 0
 FAX : +49 4721 105 210
 Mail : info@lae-cuxhaven.de
 Web : <http://www.lae-cuxhaven.de>

with the
TOP-Nipples
Art. 4022/4024-00

Floor-watering system for Broilers

The LUBING Floor-watering system for broilers consists of the following elements:

1. Water supply
2. Drinking elements
3. Breather unit
4. Suspension

1. Water supply

The Main water supply secures an optimum water quality for a long service life of the nipple drinkers. The water should have the quality of drinking water. At any case the water must be filtered.

The water runs from the Main water supply through the Pressure regulator or the Ball tank with integrated flush system into the drinking lines. Both versions are available for front or middle-installations.

2. Drinking Elements

The drinking lines are supplied in assembled elements of 3m length. These elements are to be coupled to the length of the house.

3. Breather Unit

At the end of each drinking line a flush breather unit is installed. All valves of the breather units close during the flushing, which could be started by hand or alternatively by the automatic flush system.

4. Suspension

The drinking lines are suspended by hangers, which are stuck on the aluminium profiles every 3 m. These hangers are connected via ceiling pulleys with the central hoisting cable.

The drinking line can be adjusted to the desired height by Hand winch or Ceiling winch and can be winched up easily to the ceiling for emptying or cleaning.

Main water supply

Optimum water quality increases the service life of the drinking systems. The medicator works without energy for the supplement of vitamins or medicines.




Pressure regulator

Pressure regulator with integrated flush system. With the Pressure regulator the water column can be adjusted as needed.



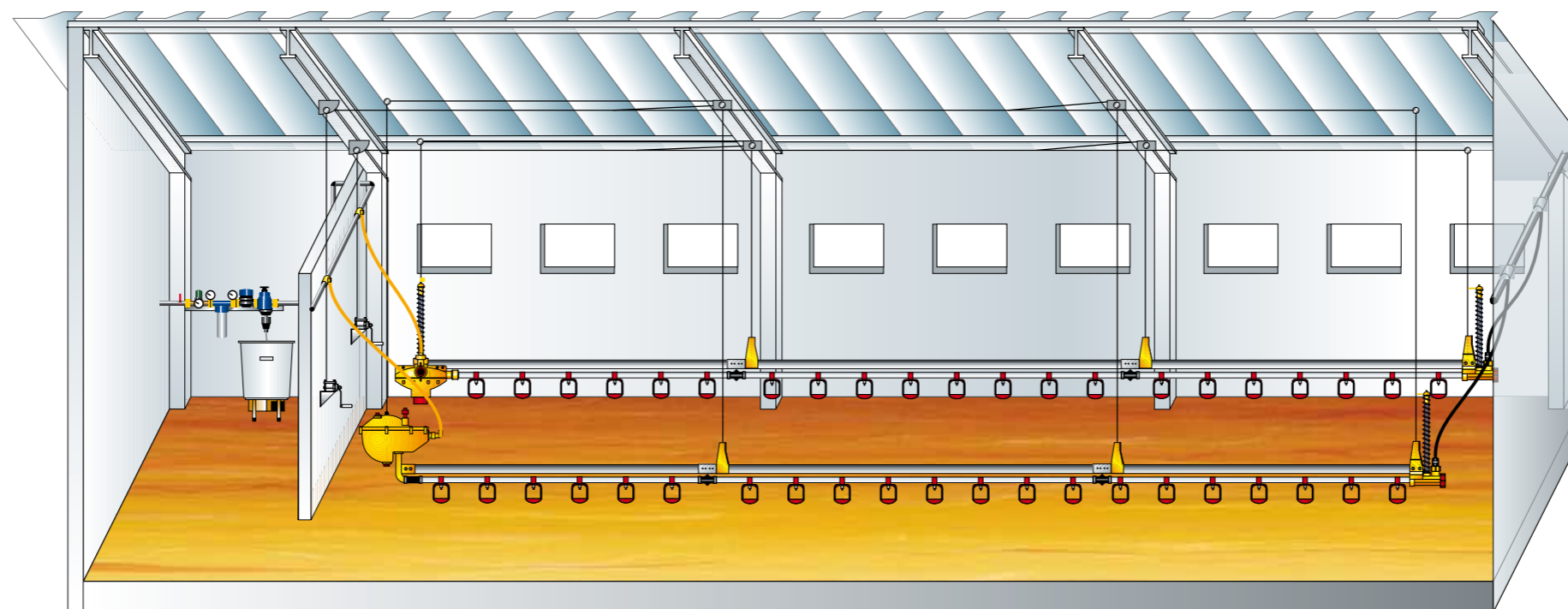
Slope regulator

The adjustable LUBING Slope regulator compensates for height differences between 10 and 45 cm.



Starter cup

For broilers up to 3 kg the LUBING Starter cups should be used within the last two weeks. Recommendation: 2 pcs. per element.



Mixer

In the Mixer additives, e.g. vitamins or medicines, are stirred permanently while being added to the drinking water.




Ball tank

The Ball tank with integrated flush system keeps the pressure constantly at 20 cm water column.



TOP-Nipple

The LUBING TOP-Nipple can easily be used by the birds all around 360°. For use from the first day!



Flush breather

The Flush breather unit at the end of each drinking line works, e.g. with the LUBING Flush controller, automatically. For flushing is no additional handling necessary.

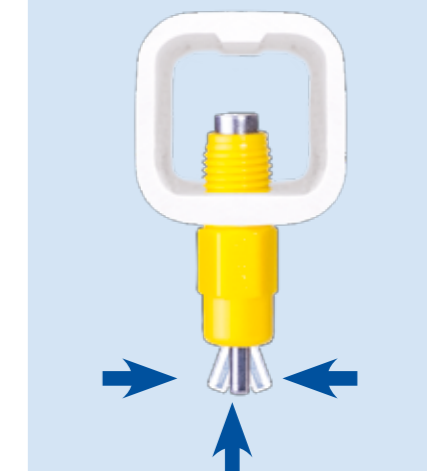


The TOP-Nipple Art. 4022 is made entirely of stainless steel.

Perfect water supply

The central element of the floor-watering system is the TOP-Nipple or TOP-Combinipple, ensuring an optimum water flow for every animal age.

The combination of nipple and Drip cup ensures a dry manure. The right height depends on the size of the animals: They should have to stretch slightly to reach the nipples. Every delivered system includes a height-table, making it easy to find the right height of the drinking line from the first day on.



The TOP-Combinipple Art. 4024-00 with plastic body.