

DA 1911 Flange Inlet

Technical Info



Your service partner



LAE Anlagenbau GmbH
Altenwalder Chaussee 94-100
D – 27472 Cuxhaven
GERMANY

Tel.: +49 4721 105 0

FAX : +49 4721 105 210

Mail : info@lae-cuxhaven.de

Web : <https://lae-cuxhaven.de>



1 Product description

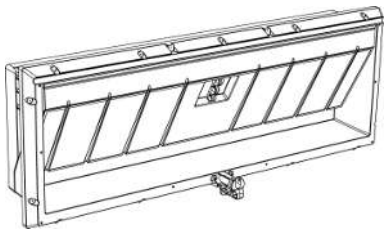
Flange inlet DA 1911 is a universal wall inlet which is used for ventilating livestock houses with natural, LPV or Combi-Tunnel ventilation.

The flange inlet can be adapted to wall thicknesses up to 50 cm employing an extension piece. The inlet is fixed on the inside wall by screws through the flange itself. It cannot be built or cast directly into wall elements.

The Advanced inlet control of the inlets is patent pending and is supplied with a regulation set which makes it easy to adjust the air inlet in accordance with the current conditions.

The inlet is easy-to-clean due to its open and smooth construction. Also, the thermoplastic stands high-pressure cleaning. Furthermore, the choice of material makes the inlet resistant to UV radiation. The inlet is made of high-impact material; it is dimensionally stable and 100% recyclable.

2.1 Flange inlet



433161 DA 1911 flange inlet 11 cm

433130 DA 1911 flange inlet with transp. flap

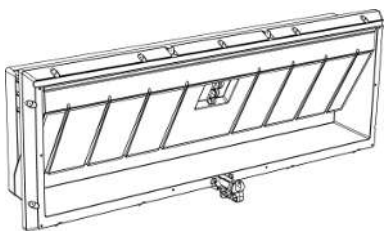
433169 DA 1911 flange inlet 11 cm, coarse net

The flange inlet is supplied with or without coarse net. In addition, there is a variant with a transparent flap.

The inlet flap is insulated and the springs are made of stainless steel.

The inlet is supplied with operation kit and parts for Advanced Inlet Control.

The 6 screws for mounting must be ordered separately. When mounting in a sandwich wall, 351585 can be used.



433131 DA 1911 HP flange inlet 11 cm, coarse net

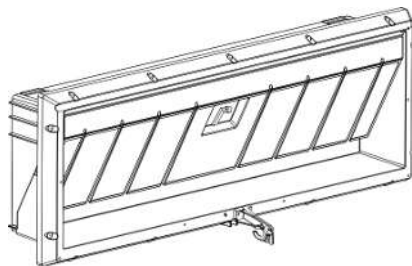
The flange inlet is supplied with coarse net and reinforced springs.

The inlet flap is insulated and the springs are made of stainless steel.

The inlet is supplied with operation kit and parts for Advanced Inlet Control.

Used if the flange inlets are to be closed at a negative pressure between 65 Pa and 80 Pa.

The 6 screws for mounting must be ordered separately. When mounting in a sandwich wall, 351585 can be used.



433165 DA 1911B flange inlet 11 cm

Advanced Inlet Control is not possible for DA 1911B.

The inlet flap is uninsulated and the springs are galvanized.

The inlet is supplied with operation kit.

The 6 screws for mounting must be ordered separately. When mounting in a sandwich wall, 351585 can be used.

2.2 Accessories



433166 DA 1911 extension piece 20 cm

Used for wall dimensions from 12 to 28 cm.


433167 DA 1911 extension piece 30 cm

Used for wall dimensions from 17 to 38 cm.

433168 DA 1911 extension piece 40 cm

Used for wall dimensions from 22 to 49 cm.

DA 1911 extension must be used together with the flange inlet when the wall thickness exceeds 11 cm.



433164 DA 1911 net, coarse 65x20 mm

It is used to avoid ingress of birds and larger animals.

Click it directly onto the inlet and outside flange.

One per inlet.

**433117 DA 1211/1911 net holder set for 25 inlets**

The net holder is used for mounting the net when mounting is required on the outer wall instead of directly on the inlet, for example, at deep window openings.

Contains 100 pcs.

One set for each 25 inlets.

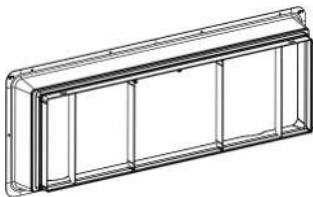
**433043 DA 1211/1911 screw kit f. flange, 10/5 set**

Used for mounting of flange inlet. Contains 40 4.8x70 tapping screws.

**433025 DA 1200/1900 screw kit f. flange, 10/5 set**

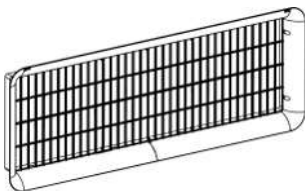
Is used for fastening of net in connection with extensions on DA 1211/1211B/1900 inlets. Includes the required number of 5x30 mm stainless screws.

One set for each six inlets.

**433137 DA 1911 external flange**

Outside flange is used to make a nicer finish on the outside of the building and the inlet funnel can subsequently be mounted on the flange.

One per inlet.

**433136 DA 1911 inlet funnel**

Inlet funnel is used to improve performance by up to 22% as well as avoid the ingress of birds and larger animals.


Click it directly onto the inlet and outside flange.

One per inlet.

**433173 DA 1911 air direction baffle, short**

DA 1911 air direction baffle is used to adjust the air jet under cold weather conditions and to avoid adhesion on the wall.

One per inlet.

**433172 DA 1911 air direction baffle, long w. side plates**

DA 1911 air direction baffle is used to adjust the air jet under cold weather conditions and to avoid adhesion on the wall.

Long air direction baffle is mounted with side plates.

One per inlet.



560195 DA 1200 regulation set w. long U-shackle

Used where obstacles such as lopsided walls, steel trusses projecting up to 70 mm out from the wall, etc. impede the free movement of the pull rod. The current system of Advanced inlet control cannot be used with the kit and therefore an extra string with spring to reduce the slack is included by which you can make Advanced inlet control.

The inlet flap should as a maximum open to a horizontal position; otherwise it may overload the winch motor.

One per inlet.



433039 DA 1200 extension piece 240 mm

S433037B DA 1200 extension piece 400 mm, type B

The extension rod is used if you want to run the pull rod round heavy concrete pillars or the like, where it is not possible to run the pull rod directly through the pillar by making a through-going hole. The extension rod is made of stainless steel.

One per inlet.



401349 All-purpose holder for pull rod

Is applied if the distance between the inlets exceeds 2 m. The distance from the ceiling to the pull rod is 6.5 cm when the all-purpose holder is mounted.

Mounted vertically with 2 screws in the ceiling.



433021 DA 1200 regulation set for 2 inlets

DA 1200 regulation set for 2 inlets at different heights.

A pull rod row for each row of inlets is preferred and using 433021 should therefore be regarded as a cheaper alternative.

One for each inlet in the upper row.



413214 LPV door set for pull rod 8 mm

If there are doors or the like in the wall where the inlets are mounted and you temporarily want to end the pull rod, a special kit containing the necessary parts can be acquired. The kit makes it possible to manually maintain correct ventilation level and easily reestablish the pull rod.

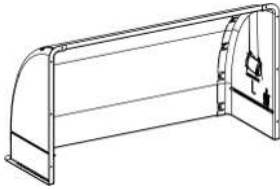
One per door.



413223 Door set for wire tension

The mounting set is used where the pull rod is directed along the door frame by means of wire and reels.


One per door.

**433174 DA 1900 inlet cover**

DA 1900 inlet cover can be used together with the inlets of the DA 1900 series.

The inlet cover is designed to protect the livestock house against rain/snow and to provide a certain amount of wind and light dimming effect.

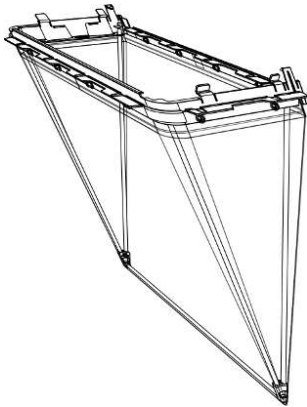
One per wall inlet.

**433313 DA 1900 light trap for inlet cover**

DA 1900 inlet light trap can be used together with the inlets of the DA 1900 series.

The light trap prevents a large amount of daylight from seeping into the building ("brown out"). The light trap is made of injection-moulded PP (polypropylene) which is dirt-repellent and easy to clean.

Use one for each DA 1900 inlet cover.

**433335 DA 1911 fly screen**

DA 1911 1900 fly screen for inlet cover is always used together with DA 1900 inlet cover.

The fly screen prevents the ingress of flies and the screen is self-supporting.

Can only be used for inlets in 1 row.

With regular and sufficient cleaning, the capacity of the inlet is not reduced by the use of the fly screen.

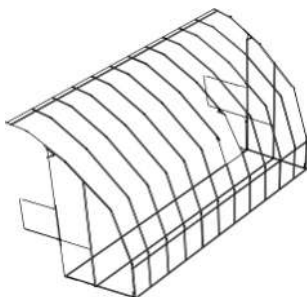
One per inlet

**433317 Fly screen - 25 m x 1.37 m**

Fly screen on a roll prevents the ingress of flies.

With regular and sufficient cleaning there will be no significant pressure loss, but an emergency opening should be provided via bypass in case the fly screen is choked.

Use 1 m² fly screen per 2000 m³/h max. air.

**433139 DA 1911 hen net, hinged**

The hen net prevents the fledged hens from sitting in the air inlet. The net is top-hinged, allowing easy access when servicing the inlet.

Screw kit (560333) is ordered separately.



560333 Screw kit DA 1200/1911 hen net

The screw kit is used to mount the hen net.

1 set per hen net.



351585 Tapp. screw 5x30 pan TX25 ZnNi spec.

Used when mounting inlet and accessories in sandwich walls.

3 Technical data

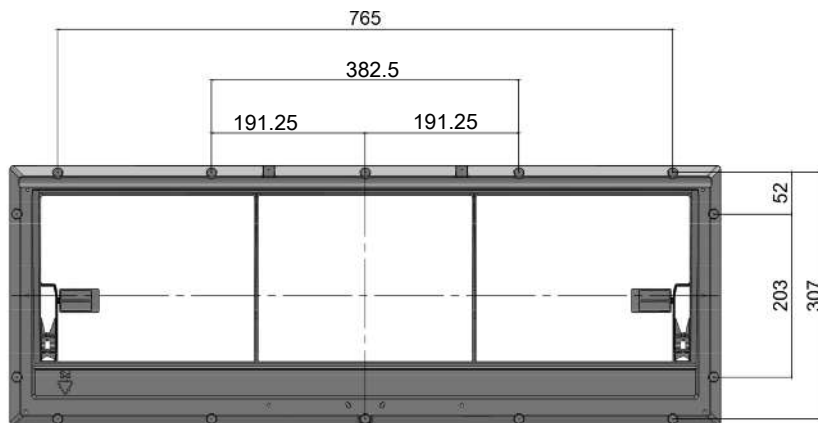
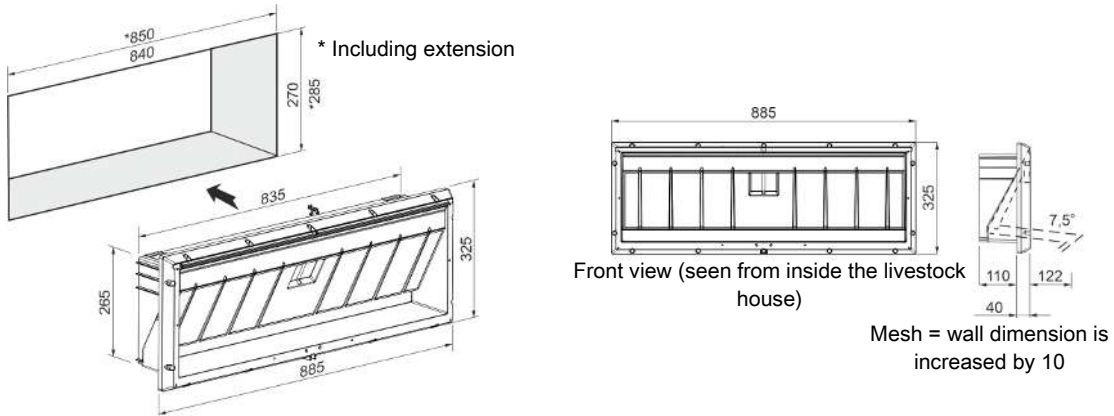
		DA 1911
Mechanical		
Material		100% recyclable thermoplastic, high-impact material, dimensionally stable and UV stabilized
Springs		Stainless
Color - inlet casing		Black
Color - inlet flap		Blue
Color - light trap		Black
Color – outside flange		Black
Color - inlet funnel		Black
Net size	mm	
Coarse net		65x20
Fine net		10x10
Tensile force per inlet	N	20
Tensile length	mm	390
Air output at -10 Pa, wall thickness < 10 cm		
No accessories	m ³ /h	1650
Inlet cover	m ³ /h	1300
Inlet cover+ light trap	m ³ /h	1250
Inlet funnel	m ³ /h	2000
Air output at -10 Pa, wall thickness 10-20 cm		
No accessories	m ³ /h	1750
Inlet cover	m ³ /h	1550
Inlet cover+ light trap	m ³ /h	1500
Inlet funnel	m ³ /h	1950
Air output at -10 Pa, wall thickness >20 cm		
No accessories	m ³ /h	2050
Inlet cover	m ³ /h	1700
Inlet cover+ light trap	m ³ /h	1650
Inlet funnel	m ³ /h	2050
Environment		
Temperature, operation	°C (°F)	-40 to +40 (-40 to +104)
Temperature, storage	°C (°F)	-40 to +65 (-40 to +149) – and protected against direct sunlight.
Ambient humidity, operation	% RH	0-95 % RH
Shipment		
[LxHxW] + extension	mm	1067x581x335
Weight		
Wall inlet	g	4100
Coarse/fine net	g	264
Extension 20cm	g	430
Extension 30 cm	g	630
Extension 40 cm	g	880

		DA 1911
Outside flange	g	1100
Inlet funnel	g	600
Number of inlets per pallet	pcs	48

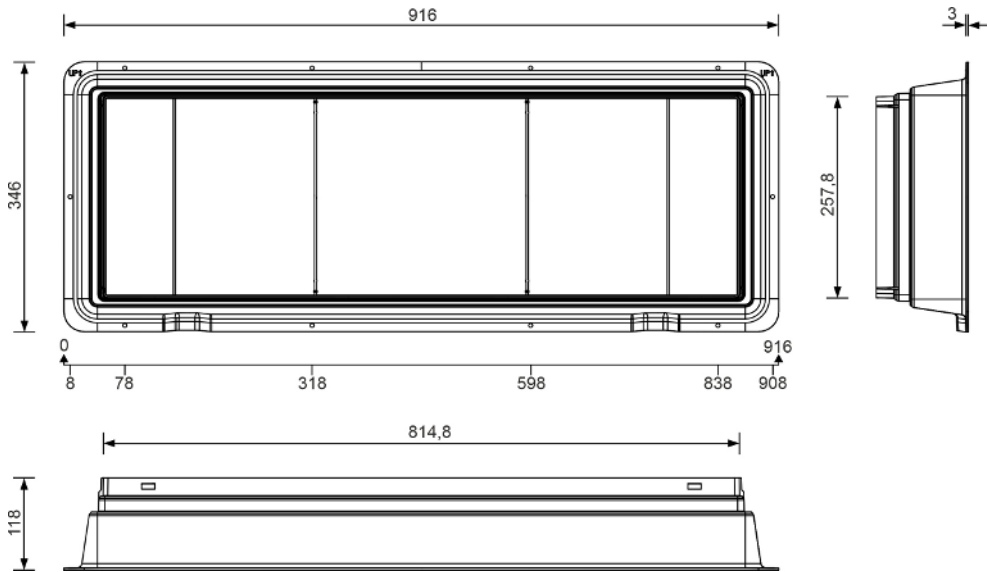
3.1 Dimensioned sketch

All dimensions are in mm.

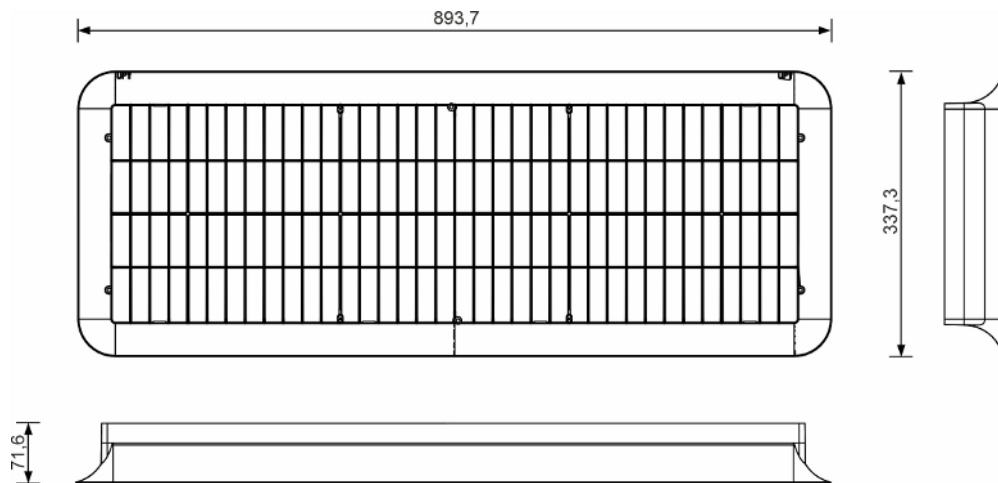
3.1.1 Flange inlet




3.1.2 Outside flange



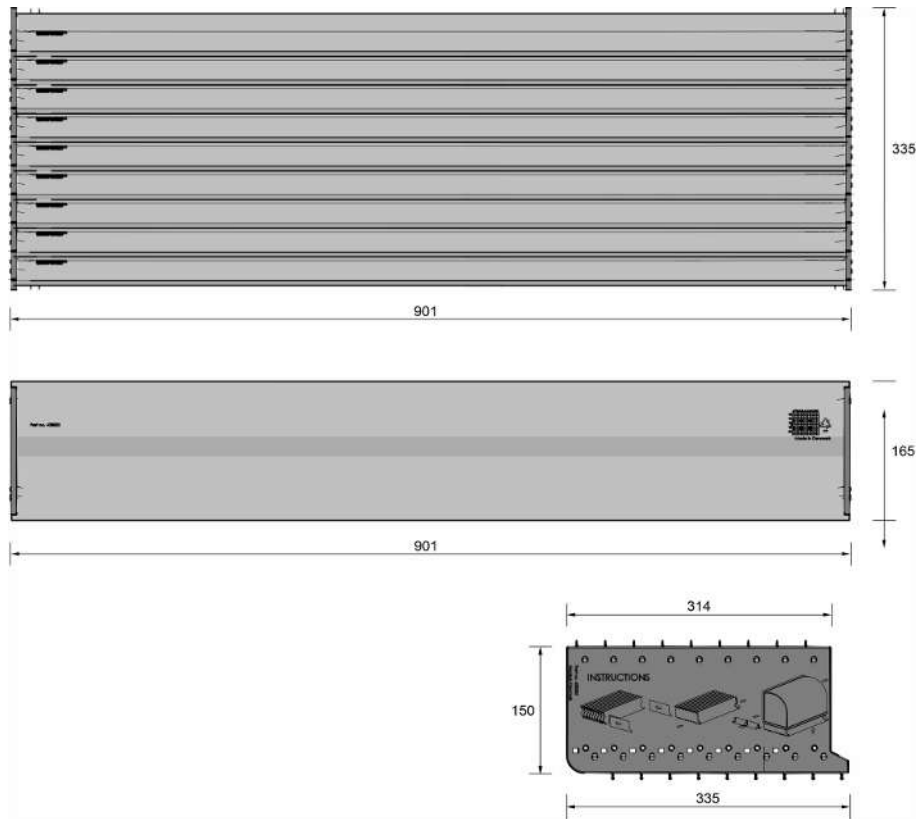
3.1.3 Inlet funnel



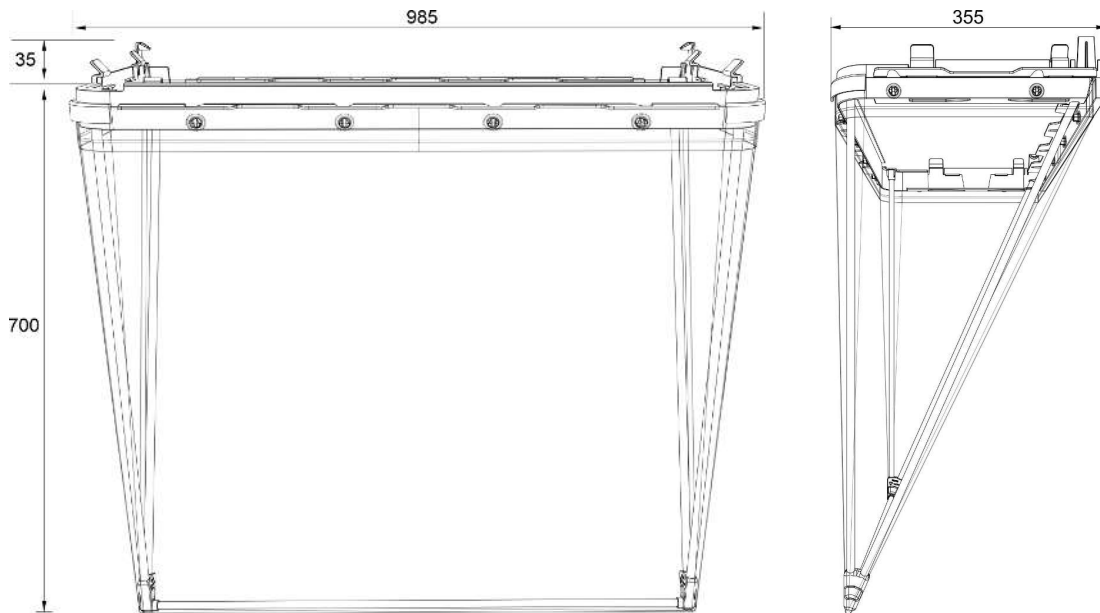
3.1.4 Inlet cover



3.1.5 Light trap for inlet cover



3.1.6 Fly screen for inlet cover



Your service partner



LAE Anlagenbau GmbH
Altenwalder Chaussee 94-100
D – 27472 Cuxhaven
GERMANY
Tel.: +49 4721 105 0
FAX : +49 4721 105 210
Mail : info@lae-cuxhaven.de
Web : <https://lae-cuxhaven.de>

SKOV A/S • Hedelund 4 • Glyngøre • DK-7870 Roslev
Tel. +45 72 17 55 55 • www.skov.com • E-mail: skov@skov.dk

