


Z500 & Z650 Through-shaped conveyors for poultry manure



For over 30 years **LAE Anlagenbau** has been a reliable supplier of poultry manure evacuation transport systems. Whether you need cross conveyors, elevating conveyors – pivoting or fixed, distribution systems, manure spreaders, lifting conveyors or litter removal systems; your wish is our command.

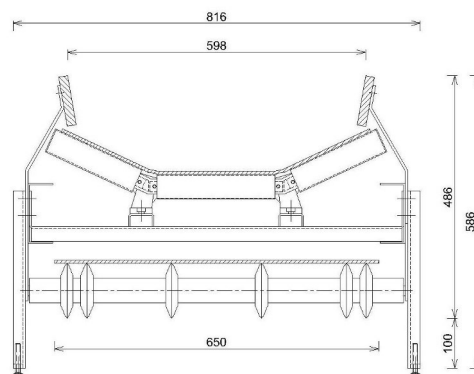
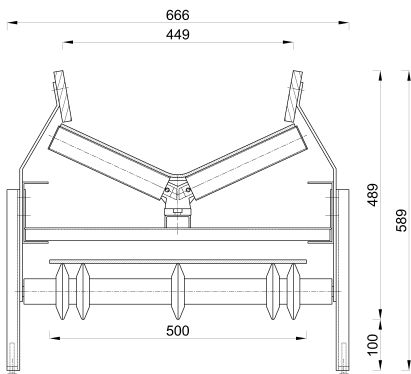


STRONG & RELIABLE

Types Z500 and Z650 are heavy-duty, high capacity conveyors, which easily evacuate manure out of the barn towards your manure container or manure shed; also available as transversal conveyor or elevating conveyor. The conveyor belt is supported by through-shaped rolls. Underneath the return side there are return rolls fitted with rubber rings that prevent manure residue to adhere. All types are fitted with a strong stainless steel head scraper, a coated cage roll of Ø235mm and running speeds starting at 1 m/sec.*. The drive units are fitted with motor reduction gears starting at 1.5 kW (3 x 400 V). The horizontal type conveyors have supports at 5mtr distance, available in many options. Elevating conveyors have a more sturdy frame and are fitted with a top construction beyond 10 meters. Up to a length of 16 meters, these conveyors can be installed with one support. As a standard, the elevating conveyors are supplied with a hopper and a safety switch operated by pulling cord. All construction components are fully galvanized according to NEN-EN-1461. If necessary, a wider Z800 version is also available.

Solutions

Besides conventional executions, a great number of special options and combinations are also available, in order to cope with any specific needs. Strong sturdy frames, distribution belts, roof systems and any imaginable combinations are all standard components of the modular Z concept.



Type Z500

Belt : rubber 500 mm / 2 layers
Through-rolls : 2 parts, distance 750 mm
Capacity : 85 m³ per hour **
Tensioning unit : LxW 1850x770mm
Drive unit : LxW 1000x820mm

Type Z650

Belt : rubber 650mm / 2 layers
Through-rolls : 3 parts, distance 750mm
Capacity : 125 m³ per hour **
Tensioning unit : LxW 1850x920mm
Drive unit : LxBr 1000x970mm

Thanks to the modular design of our conveyors, these can be mounted and applied in nearly all imaginable situations and their small volume is just an additional advantage Standards lengths begin at 2,3 meters with 0,5 meters increments.



LAE Anlagenbau GmbH
Altenwalder Chaussee 94-100
D - 27472 Cuxhaven
GERMANY

Tel.: +49 4721 105 0
FAX : +49 4721 105 210
Mail : info@lae-cuxhaven.de
Web : <http://www.lae-cuxhaven.de>

OPTIONS

Rubber coated drive roll with wafer profile for maximum grip



Support of both pivoting or fixed elevating conveyors; also available with adaptable height and/or mobile version




Steel cover to avoid entry of water in the pit or feathers to be blown away



Specials on request

Manure distributor or spreader to spread the manure inside your manure shed



Shielding and safety according to CE regulations



Inclined part for discharge on field level or into a container

